



MUSCLE SHOALS CITY

SCHOOL SYSTEM SNAPSHOT: 2021 EDITION*

P.O. Box 2610 | Muscle Shoals, AL 35662 | (256) 389-2607

Superintendent

Dr. Chad Holden

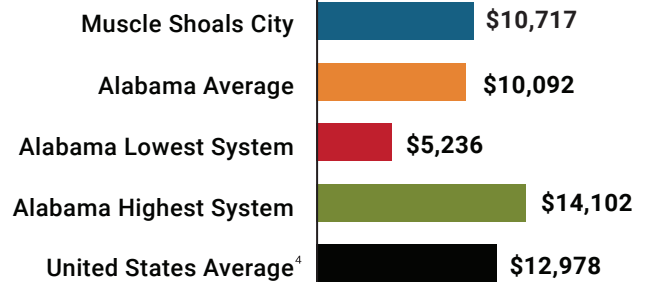
Board Members

Dr. Marilyn Granville Davis, Clayton Wood, Farrell Southern, Dr. Celia Rudolph, Dr. Jeremiah Stoddard






 **\$2,143,910**
Cost of One Month's
Operation/General Fund

 **2.01**
Number of Months
Reserve Balance

Total Per-Pupil Expenditures (PPE)

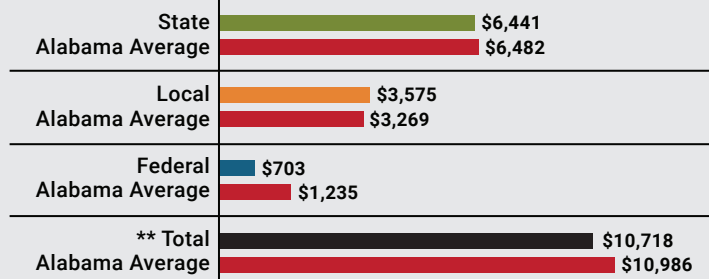


By the Numbers

	Schools¹	7
	Students/ADM²	2,784
	Free & Reduced Lunch	32%
	Community Eligibility Program	19%
	Number of Route Buses³	5
	Buses 10 yrs. old or less.....	60%
	Students Bused.....	603
	Full-Time Employees	313
	Teachers.....	184
	Principals/ Assistant Principals.....	11
	Counselors.....	7
	Librarians.....	5
	Other Certified Employees.....	7
	Support Personnel.....	99

Per-Pupil Revenue Sources

Muscle Shoals City Revenue Sources



98
STATE
RANK

32
LOCAL
RANK

126
FEDERAL
RANK

OVERALL SYSTEM RANK 78

** Total Revenue Among 137 School Systems

¹ Schools with enrollment, including Alternative and Career Technical Education

² Average Daily Membership

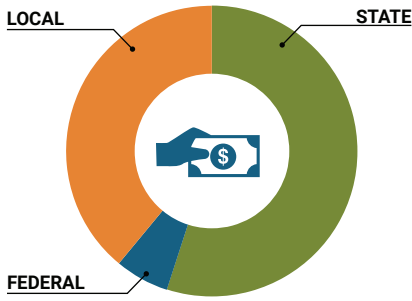
³ Data collected in FY19 and used for FY21 funding

⁴ 2019-2020 NEA Rankings of the States

* THIS REPORT INCLUDES FISCAL YEAR 2019 DATA

School System Revenue

How was your school system funded?¹



\$17,929,561	STATE	55%
\$1,956,166	FEDERAL	6%
\$12,547,308	LOCAL	39%
— \$2,039,050	Local 10-Mill Match	
\$10,508,258	AVAILABLE LOCAL REVENUE	

VALUE OF 1-MILL
For Your School System

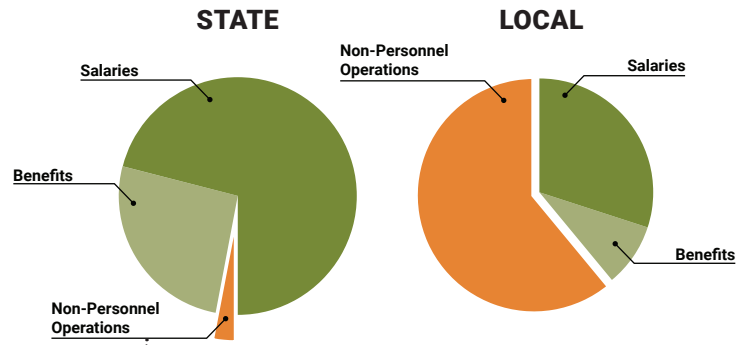


School System Spending

How did your school system spend state & local dollars?¹

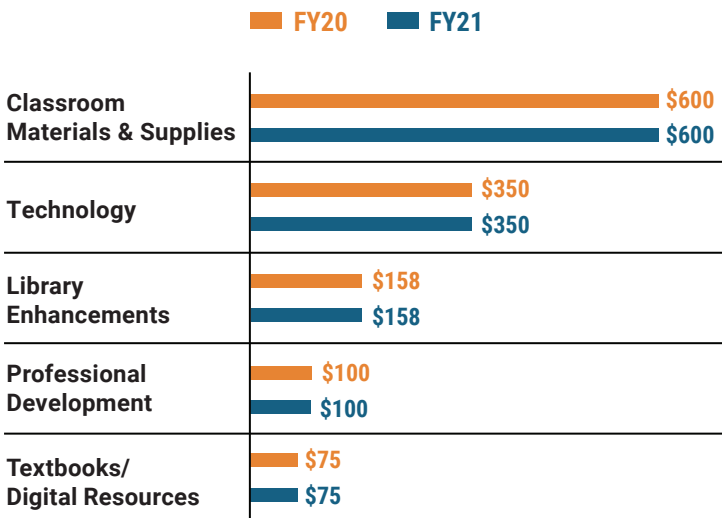
	STATE SPENDING ^{2,3}	LOCAL SPENDING ²
Salaries	\$13,485,587	\$2,577,011
Benefits	\$4,873,939	\$828,107
Non-Personnel Operations	\$518,204	\$5,337,860
TOTAL	\$18,877,730	\$8,742,978

¹ Revenues and expenditures may contain nominal variances
² Does not include debt service or capital outlay
³ Includes 10-mill match
⁴ Such as utilities, operations & maintenance, etc.

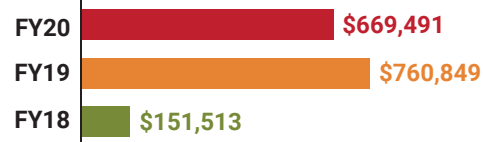


Only 3% of state funding is available for non-personnel expenditures⁴

Instructional Support



Educational Advancement & Technology Fund⁵



⁵ These one-time supplemental funds may be used for repairs and deferred maintenance, classroom instructional supplies, insurance for facilities, transportation, technology and school safety measures.

System Debt

TOTAL DEBT⁶	DEBT PER STUDENT
\$10,235,110	\$3,677

⁶ The debt totals in system audit reports may differ due to audit adjustments.



ALABAMA
ASSOCIATION OF
SCHOOL BOARDS

Sally Smith, J.D.
Executive Director

Lissa Tucker, J.D.
Director of Government Relations

43 South Jackson Street
Montgomery, Alabama 36104

1-800-562-0601 | AlabamaSchoolBoards.org

@AlaSchoolBoards Facebook.com/AlabamaSchoolBoards